

Walsall Job Vacancy Insight Report

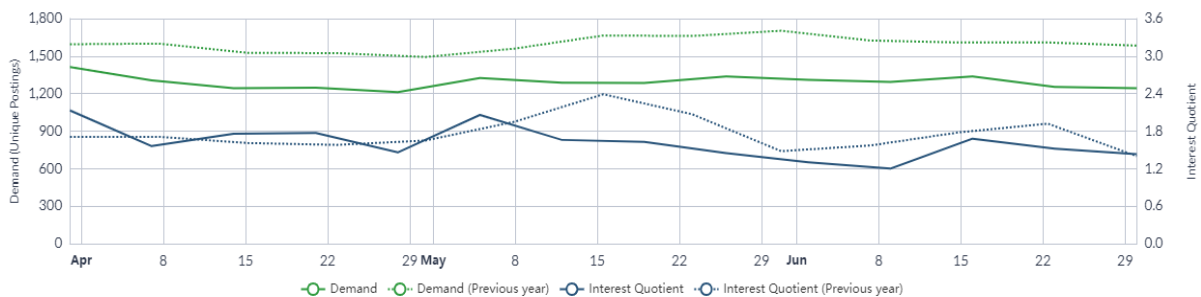
April 2024 to June 2024

Current Job Posting Trends¹

Walsall Overview

- Between April to June 2024 (inclusive), there were 6,562 unique job adverts for roles recorded in Walsall. This number of postings is high compared to all local authority districts.

Demand and Interest Trend:



- Over this quarter, job adverts have decreased by 12.0% compared to April, signalling a cooling off in demand by employers. Over the past year, postings are 21.5% lower, providing further signs of cooling.
- More recently, demand has continued in a downward trajectory, with postings decreasing by 5.0% in the last 30 days of job posting activity.
- By comparing interest quotient and demand, we can identify where there are mismatches in talent/supply and demand. Interest Quotient is ranked high at 1.6.

Walsall Advertised Salary

- The advertised median salary for roles over this period in Walsall was £33,495 – up by 9.3% from the previous year, but only 0.3% less than the overall national median salary of £33,579.

Salary Trend:



¹ Source: All data derived from the Adzuna Analyst Tool (July 2024)

Top Occupations

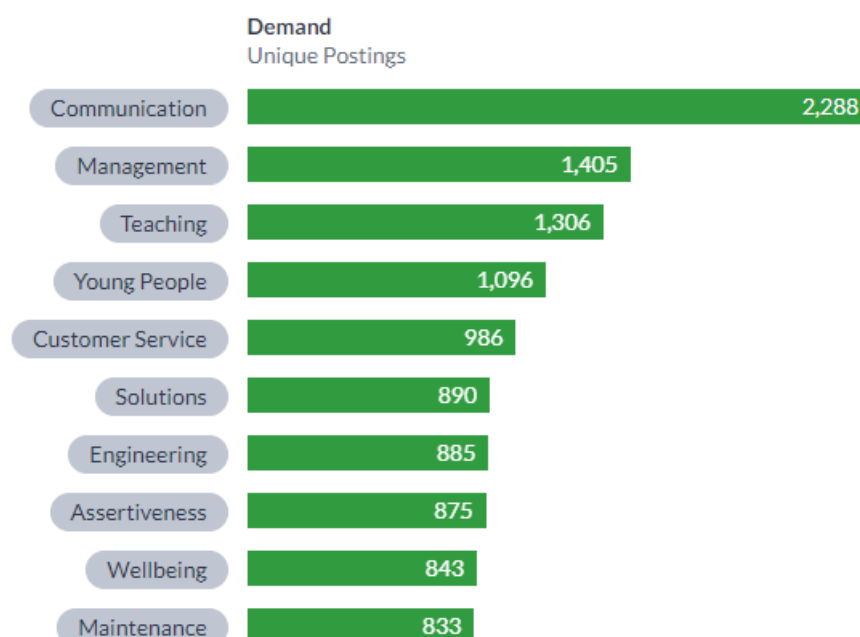
- The top posted occupations below account for 14.1% of all job postings in this quarter.
- Primary school teachers are the most in demand occupations, receiving the highest number of postings in the area.
- Lorry drivers are the most in demand vacancies from the employee perspective, receiving the highest interest in terms of clicks and applicants.
- Teachers had the highest location quotient.

In-Demand Occupations:

Occupation	Median Salary	Demand	Location Quotient	Interest Quotient
Primary School Teacher	£38,396	178	2.32	4.83
Teaching Assistant	£21,313	162	2.16	13.56
Teacher	£38,262	112	2.91	2.15
Lorry Driver	£33,480	90	2.79	35.18
Maintenance Engineer	£44,610	86	2.8	6.31
Manager	£35,250	75	0.72	4.57
Team Leader	£28,080	64	1.83	6.98
SEN Assistant	£21,000	59	1.21	3.09
Early Years Teacher	£36,000	52	2.44	1.48
Science Teacher Secondary School	£39,600	49	1.83	0.81

Most In-Demand Skills

- Reflecting the most advertised occupations, the biggest skills gaps are around ‘communication’, ‘management’ and ‘teaching’.



Who's Hiring

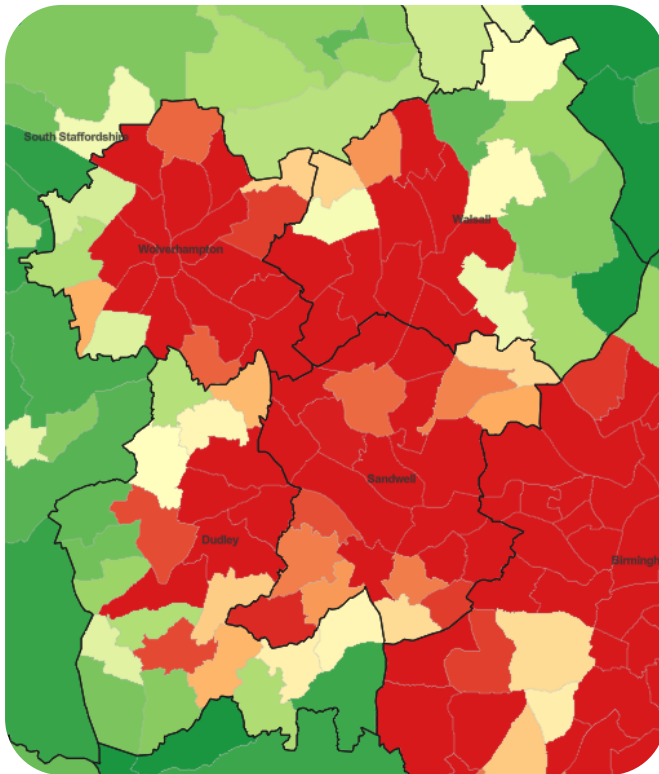
- By volume Tesco have logged the most job postings, but posting is also high for Walsall Council.

Employers Hiring:

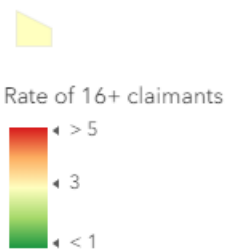
Employer	Industry SIC 2007	Demand Unique Postings
Tesco	Wholesale and retail trade; repair of motor v...	206
Walsall Council	Public administration and defence; compulso...	145
The Graduate Network	Administrative and support service activities	65
Poundland	Wholesale and retail trade; repair of motor v...	63
Toby Carvery	Accommodation and food service activities	62
Village Hotels	Accommodation and food service activities	49
Solus Accident Repair Centres	Wholesale and retail trade; repair of motor v...	40
Outcomes First Group	Human health and social work activities	32
GreenSquareAccord	Administrative and support service activities	26
Biffa	Water supply; sewerage, waste management ...	24

Walsall Total Claimants²

- Walsall had 9,780 claimants aged 16 years and over in May 2024, an increase of 270 (+2.8%) claimants from the previous month. Compared to May 2023, claimants in Walsall decreased by 60 (-0.6%).
- When compared to March 2020, the number of claimants has increased by 1,175 (+13.7%).



Ward claimant rate per population compared to National Average (3.0%) May 2024 for 16+



Walsall Wards	Number	Rate
Aldridge Central and South	205	1.8%
Aldridge North and Walsall Wood	210	2.0%
Bentley and Darlaston North	590	5.4%
Birchills Leamore	840	6.9%
Blakenall	790	6.6%
Bloxwich East	510	5.0%
Bloxwich West	465	4.2%
Brownhills	320	3.0%
Darlaston South	770	6.2%
Paddock	305	2.8%
Palfrey	855	6.7%
Pelsall	145	1.5%
Pheasey Park Farm	190	2.0%
Pleck	910	7.5%
Rushall-Shelfield	300	3.1%
St Matthew's	935	6.8%
Short Heath	275	2.9%
Streetly	95	0.8%
Willenhall North	355	3.5%
Willenhall South	720	5.3%

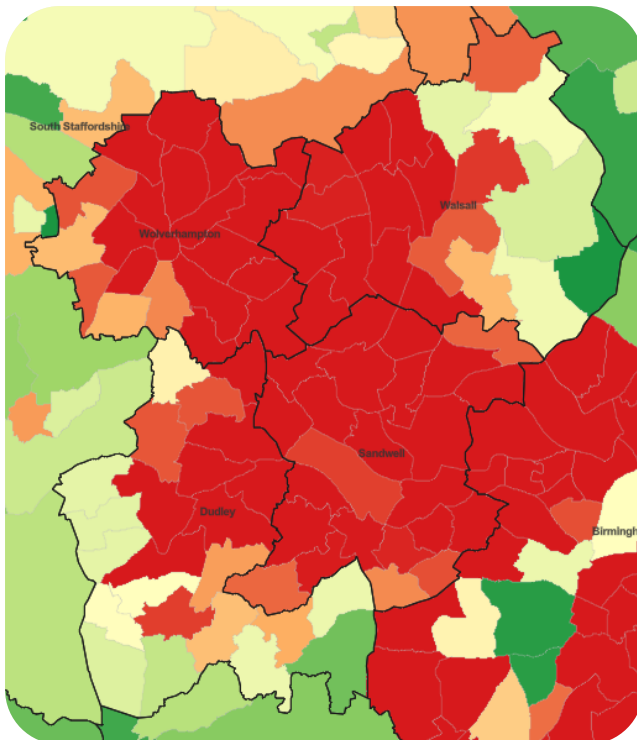
- Out of the 20 wards within Walsall, 13 were at or above the UK average of 3.0%.
- The wards with the highest number of claimants as a percentage of residents aged 16 years and over were Pleck at 7.5%, Birchills Leamore at 6.9% and St Matthew's at 6.8%.

² Office for National Statistics (ONS) / Department for Work and Pensions (DWP), claimant counts, released June 2024 (please note May figures are provisional).

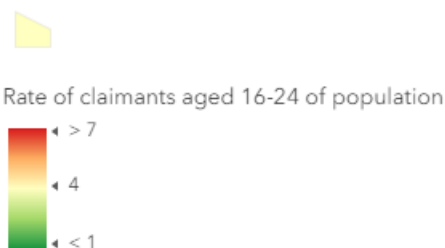
Walsall Youth Claimants

Walsall had 2,130 youth claimants in May 2024, a decrease of 30 (-1.4%) claimants since April 2024. When compared to May 2023, the number of youth claimants increased by 125 (+6.2%).

When compared to March 2020, Walsall had 190 (+9.8%) more youth claimants.



Ward claimant rate per population compared to National Average (4.0%) May 2024 for 16-24



Walsall Wards	Number	Rate
Aldridge Central and South	40	3.3%
Aldridge North and Walsall Wood	45	3.9%
Bentley and Darlaston North	135	8.5%
Birchills Leamore	215	12.0%
Blakenall	200	10.7%
Bloxwich East	125	9.3%
Bloxwich West	100	7.2%
Brownhills	80	6.3%
Darlaston South	160	8.4%
Paddock	75	5.3%
Palfrey	175	7.6%
Pelsall	35	3.6%
Pheasey Park Farm	40	3.8%
Pleck	180	8.8%
Rushall-Shelfield	75	6.7%
St Matthew's	145	6.3%
Short Heath	70	6.9%
Streetly	10	0.9%
Willenhall North	90	6.9%
Willenhall South	135	7.5%

- Challenges remain with youth claimants as 15 out of 20 wards in Walsall were above the UK average of 4.0% in May 2024.
- The wards with the highest number of claimants as a percentage of residents aged 16-24 were Birchills Leamore at 12.0%, Blakenall at 10.7%, and Bloxwich East at 9.3%.